


# HAND WASHING


Help the hands find the bubbles so they can get nice and clean!



## The Happy Fingers, Happy Hands Song


(SING TO THE TUNE OF TWINKLE, TWINKLE LITTLE STAR)

Happy fingers, happy hands,  
Making bubbles is my plan.  
Just add water, soap, then rub.  
Make it fun, sing while you scrub.  
If you want the germs away,  
You must wash your hands this way.



### PARENT TIPS!

Model good hand washing for your kids. Wash your hands with warm water and soap **BEFORE** and **AFTER** handling food.



#### CORE FOUR RULES OF HOME FOOD SAFETY



**CLEAN**

Wash hands and surfaces often.



**SEPARATE**

Don't cross-contaminate.



**COOK**

Cook to the safe internal temperature.



**CHILL**

Refrigerate or freeze promptly.

**PARENT TIP:** Parents, help your kids learn proper hand washing! To wash away bacteria, kids must wash hands for 20 seconds with warm water and soap. Have your kids sing the song above **TWICE** while they wash. Use a timer!

Learn more about food safety at [StoryOfYourDinner.org](http://StoryOfYourDinner.org).

BROUGHT TO YOU BY:

